

**Development Chassis with
SOSA aligned backplane**

3U/ 50 HP Backplanes

SOSA Development Chassis

The development chassis features our **all new SOSA aligned 7 slot VPX backplane** designed for **100Gbit/s Ethernet**. It provides flexibility and ease of use to meet all the requirements by test and development engineers

Optionally the development chassis can be equipped with our **SOSA aligned VITA 46.11 chassis manager** allowing almost unlimited possibilities.

Alternatively, the Development chassis can be configured for various platforms, including VPX, VME, VME 64, cPCI, VXI, and VXS. Select from a wide range of backplanes from Hartmann Electronic. You can use **backplanes up to a width of 50 HP**.



Key features:

- Open architecture for easy access to boards from both sides
- Standard version features **7 slot SOSA aligned VPX backplane** with 1 SBC, 1 Switch, 1 Clock, 4 Payload Slots
- Industrial **1800 W** ATX power supply unit with wide range input 90–264V AC
 - Output: **12V/120A**, 5V/15A, 3.3V/15A
 - Other power supplies available on request
- excellent cooling from **10 high performance fans**
 - Fan front boards: 2x 120 x 120 x 38mm, 224 CFM (64dB(A)), 3.0A below and above the card cage
 - Fan RTM boards: 3x 80 x 80 x 25mm, 51.5 CFM (37dB(A)), 0.22A below and above the card cage
- For use with RTM boards
- very robust and strong construction, IEEE1101.10 card guides (Polycarbonate UL94-V0) and ESD clip mounted on bottom side
- adjustable rotary speed for front board cooling
- separate switch for rear fans
- LED voltage control front side
- LED fan control front side

Development Chassis with SOSA aligned backplane

3U/ 50 HP Backplanes

1) Dimensions and Materials:

Height: 425 mm / 16.73"

Width: 321 mm / 12.64"

Depth: 298 mm / 11.73"

Weight: 15 kg / 33.1 lbs


Cover panels: 1.5 mm/ .06" thick sheet steel, painted gray (RAL 7024) and white (RAL 7034)

Handle bar, bottom part and side panel inside made of aluminum sheets AlMg3


Operating Temperature: 0° - +50°C

Storage Temperature: -10°C - +60°C

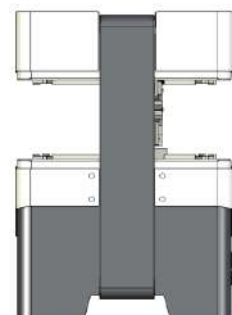
Flammability rating: UL94-V0



Front view



Top view



Side view

2) Front Control board:

- Main power switch
- LED array for all voltages and fan/fail for front fan
- Front fan speed is adjustable
- Rear fans have a separate switch

3) Easy Configuration:

- Removable cover panels for easy modifications
- Fast and easy access to power screw termination

Order number:

LMH0001000 for 3U backplanes

Germany

HARTMANN ELECTRONIC GmbH
Motorstr. 43
D-70499 Stuttgart
Phone: +49 711 13 98 90
Fax: +49 711 8 66 11 91
info@hartmann-electronic.com
www.hartmann-electronic.com

USA

Hartmann Electronic
Fabian Hemmann
202 N. Limestone Street, Suite 320
Springfield, OH 45503
Phone: 937-324-2420
Fax: 937-324-2425
Mobile: +1 937 346 7878
fabian.hemmann@hartmann-electronic.com
www.hartmann-electronic.com

France

HARTMANN ELECTRONIC France/
Phoenix Mecano France
Serge PICHAT
76 rue du Bois Galon
94124 Fontenay-sous-Bois cedex
Phone: +33 9 66 44 03 15
Mobile: +33 6 82 62 16 00
serge.pichat@hartmann-electronic.com
www.hartmann-electronic.com

India

Phoenix Mecano (India) Ltd.
Mr. Vivek Deshpande
388 Bhare, Taluka Mulshi,
Post Gotawade, Pune - 412 108
Phone: +91 20 66 74 51 23
Fax: +91 20 22 92 92 05
vivek.deshpande@phoenix-mecano.com
www.phoenixmecano.co.in

All data is for information purposes only and not guaranteed for legal purposes. Information has been carefully checked and is believed to be accurate; however, no responsibility is assumed for inaccuracies. Specifications are subject to change without notice.