


**3U VPX Power BACKPLANE**  
**1 Slot – DC Input Voltage**

VITA 62



**Key Features:**

- Compliant to VITA 62 baseline specification
  - 1 Slot 3U J0 Connector
  - Low Input Voltage 18-36VDC
  - Max Current 40A
  - Max Output Power 680W (90% eff.)
  - M4 studs for VS1/12V (max. 40A)  
VS3/5V (max. 40A) and GND (max. 80A)
  - M3 studs for VS2/3.3V (max. 20A)  
and V\_Aux/3.3V (max. 6A)
  - PCB size 128.50mm x 38.92mm x 3.0 mm
  - Fail, Reset and Sense signals
  - Flexible keying and alignment mechanism
  - Enable and Inhibit signals accesible
  - System Management Interface on the backplane (I2CA, I2CB)
  - Compatible to standard VPX 3U DC PSU, such as the  
Hartmann 715W DC Power Supply part num. D575.00701
  - Operating temperature: -40° - +85°C
  - Storage temperature: -55°C - +85°C
  - Flammability rating: UL94-V0
  - Custom assembly or modification on request
- **Order number: B1931D4221**

Front side




Back side





**3U VPX Power BACKPLANE**  
**1 Slot – DC Input Voltage**

VITA 62



**3) Current Capability:**

- VS1: +12V                      40 A
- VS2: +3.3V                     20 A
- VS3: +5V                        40 A
- +3.3V AUX                      6 A
- +/- 12V AUX                    1.5 A

**4) Control Signals (Connector XSIG)**

1,3: Return path for signals, grounded on VPX-Backplane

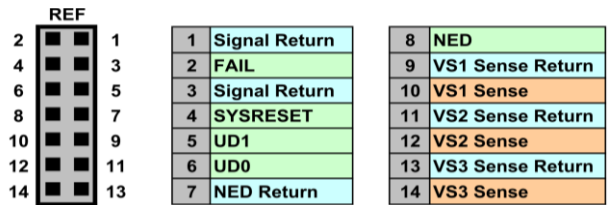
2: Failure in PSU (out, L)

4: System Reset (in, L)

5,6: User defined signals - for future use

7,8: Nuclear event detection

10-14: Sense for voltage adjustment



Connector FCI 95615-014TRLF



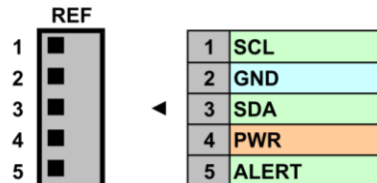
Mating with: VPX Utility Cable such as Hartmann cable part number F006.04691

**5) IMPB(A+B) I<sup>2</sup>C Connector**

1,3: Serial clock and data, IPMBA (SM0,SM1) of VPX

4: IPMB-Power is connected at VPX-Backplane

5: Not available from PSU




Connector Molex 53398-0571



Mating with: Molex 51021-0500 HE part number F006.01460

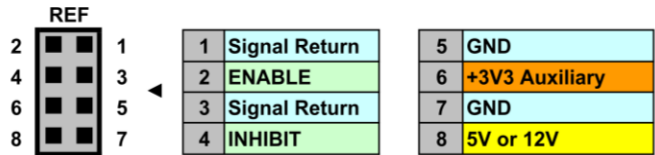
**3U VPX Power BACKPLANE**  
**1 Slot – DC Input Voltage**

VITA 62



**6) Connector for control of VPX Power Backplane (XCTR)**


1,3: Return path for signals, grounded on VPX-Backplane  
 2: Enable PSU (in, L)  
 4: Inhibit PSU (in, L)



Connector FCI 95615-008LF

**7) Connector for auxiliary voltages (XAUX)**

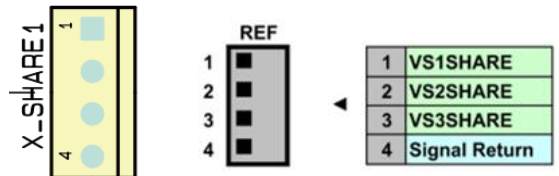
1: Auxiliary voltage ~ 3.0 V (2.55-3.5V, for setups, volatile memories etc.)



Connector FCI 98424-G52-06LF

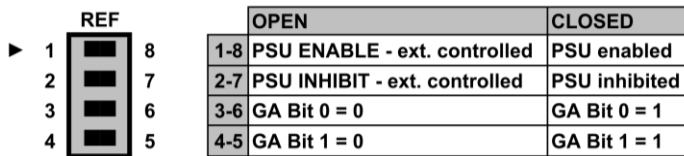
**8) Current share connector (X\_SHARE1)**

1, 2, 3: Current share for VS1-3 3U (12V / 3V3 / 5V)  
 6U (12V / 12V / 5V)

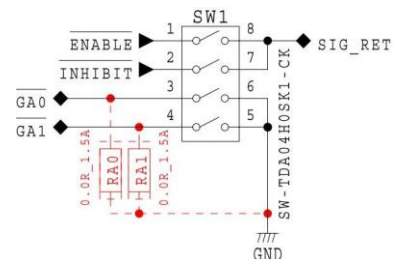


Connector Tyco 171825-4

**9) Switch SW1**



(RA0, RA1 resistors are optional for fixed geographic address)



**Germany**

HARTMANN ELECTRONIC GmbH  
 Motorstr. 43  
 D-70499 Stuttgart  
 Phone: +49 711 13 98 90  
 Fax: +49 711 8 66 11 91  
[info@hartmann-electronic.com](mailto:info@hartmann-electronic.com)  
[www.hartmann-electronic.com](http://www.hartmann-electronic.com)

**USA**

Hartmann Electronic  
 Fabian Hemmann  
 202 N. Limestone Street, Suite 320  
 Springfield, OH 45503  
 Phone: 937-324-2420  
 Fax: 937-324-2425  
 Mobile: +1 937 346 7878  
[fabian.hemmann@hartmann-electronic.com](mailto:fabian.hemmann@hartmann-electronic.com)  
[www.hartmann-electronic.com](http://www.hartmann-electronic.com)

**France**

HARTMANN ELECTRONIC France/  
 Phoenix Mecano France  
 Serge PICHAT  
 76 rue du Bois Galon  
 94124 Fontenay-sous-Bois cedex  
 Phone: +33 9 66 44 03 15  
 Mobile: +33 6 82 62 16 00  
[serge.pichat@hartmann-electronic.com](mailto:serge.pichat@hartmann-electronic.com)  
[www.hartmann-electronic.com](http://www.hartmann-electronic.com)

**India**

Phoenix Mecano (India) Ltd.  
 Mr. Vivek Deshpande  
 388 Bhare, Taluka Mulshi,  
 Post Gotawade, Pune - 412 108  
 Phone: +91 20 66 74 51 23  
 Fax: +91 20 22 92 92 05  
[vivek.deshpande@phoenix-mecano.com](mailto:vivek.deshpande@phoenix-mecano.com)  
[www.phoenixmecano.co.in](http://www.phoenixmecano.co.in)

All data is for information purposes only and not guaranteed for legal purposes. Information has been carefully checked and is believed to be accurate; however, no responsibility is assumed for inaccuracies. Specifications are subject to change without notice.