




Open Frame Development Chassis		3U/ 34 HP Backplanes
---	---	-----------------------------

Open Frame Development Chassis

The open chassis is designed for test and development engineers, providing flexibility and ease of use. The chassis is designed for use with RTM boards, and offers easy access to boards from both sides. The rear profiles are moveable up to 2.5mm for using different RTM boards (cPCI, VME etc.).

The mechanical construction is very robust with 6mm/ .236" thick sidewalls. To ensure efficient cooling, 3 high performance fans are placed below the chassis, with front and rear air plenums to maximize air flow.

The Development chassis can be configured for various platforms, including VPX, VME, VME 64, cPCI, VXI, and VXS. Select from a wide range of backplanes from Hartmann Electronic. You can use backplanes up to a width of 34 HP.



Front view

Key features:

- Open architecture for easy access to boards from both sides
- For use with RTM boards
- very robust and strong construction, IEEE1101.10 card guides (Polycarbonate UL94-V0) and ESD clip mounted on bottom side
- excellent cooling from 3 high performance fans (12 V DC)
 - Fan front boards: one, 120 x 120 x 38mm, 224 CFM (39dB(A)), 0.48A
 - Fan RTM boards: two, 80 x 80 x 25mm, 38.8 CFM (34dB(A)), 0.23A
- adjustable rotary speed for front board cooling
- separate switch for rear fans
- front side switch
- LED voltage control front side
- LED fan control front side
- Industrial 300 W ATX power supply unit with wide range input 90–264V_{AC}
 - Output: 3.3V/ 28A, 5V/35A, 12V/22A, -12V/1A
 - min. load: 5V/0.5A, 12V/ 1A) with PFC, with fan and switch.
 - Other power supplies available on request!



Rear view



Open Frame Development Chassis



3U/ 34 HP Backplanes

1) Dimensions and Materials:

Height: 316.6 mm/ 12.46"

Width: 184.9 mm/ 7.28"

Depth: 302.1 mm/ 11.89"

Weight: 6.6 Kg/ 15 lbs

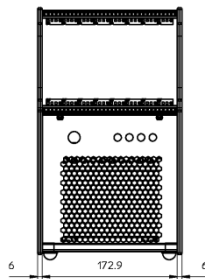
Extrusions, Top and Base: Aluminium DIN EN AW 5754 H22 G22

Side panels: 6mm/ .236" thick Aluminium, painted color red (RAL 3020 appr. FED-STD-595 Color No. 31400)


Operating Temperature: 0° - +50°C

Storage Temperature: -10°C - +60°C

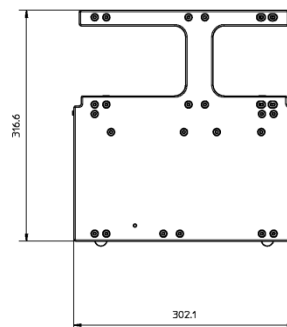
Flammability rating: UL94-V0



Front view



Top view



Side view

2) Front Control board:

- Main power switch
- LED array for all voltages and fan/fail for front fan
- Front fan speed is adjustable
- Rear fans have a separate switch



3) Easy Configuration:

- Hinged front door for easy modifications
- Fast and easy access to power screw termination



Order number:

LMH0000452 for 3U backplanes

LMH0000462 for 6U backplanes

Germany

HARTMANN ELECTRONIC GmbH
 Motorstr. 43
 D-70499 Stuttgart
 Phone: +49 711 13 98 90
 Fax: +49 711 8 66 11 91
info@hartmann-electronic.com
www.hartmann-electronic.com

USA

Hartmann Electronic
 Fabian Herrmann
 202 N. Limestone Street, Suite 320
 Springfield, OH 45503
 Phone: +1 937-324-2420
 Fax: +1 937-324-2425
 Mobile: +1 937 346 7878
fabian.herrmann@hartmann-electronic.com
www.hartmann-electronic.com

France

HARTMANN ELECTRONIC France
 Serge PICHAT
 14 chemin de Presles
 69540 IRIGNY (FRANCE)
 Phone: +33 9 66 44 03 15
 Mobile: +33 6 82 62 16 00
serge.pichat@hartmann-electronic.com

India

Phoenix Mecano (India) Ltd.
 Mr. Vivek Deshpande
 388 Bhare, Taluka Mulshi,
 Post Gotawade, Pune - 412 115
 Phone: +91 20 66 74 52 36
 Fax: +91 20 22 92 92 05
vivek.deshpande@phoenix-mecano.com
www.phoenixmecano.co.in